



# Point styles for the processing of leather

The right needle point for the desired seam appearance

# GROZ-BECKERT

## Groz-Beckert KG


Parkweg 2, 72458 Albstadt, Germany

Phone +49 7431 10-0, Fax +49 7431 10-2777

contact-sewing@groz-beckert.com

www.groz-beckert.com

LR



- Cuts the leather in the sewing direction at an angle of 45°, slanted to the right
- Thread: slight to moderate slant (leather-dependent), slightly elevated
- Stitch holes easily visible
- Suitable for short to medium stitches


### Application:

- Decorative lockstitch seams in soft to medium-hard leather
- Nearly all common types of leather

### Example:

Shoes, leather garments, upholstery, bags, belts, car seats

SAN™ 12 LR

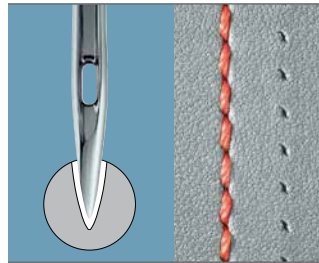


- Special application needle for 2-needle decorative seams
- Exact alignment of the cutting geometry through special flat on the shank – for uniform seams
- Use only on the right needle
- Point properties: see LR point

- Decorative lockstitch seams in soft to medium-hard leather
- Virtually all common types of leather
- Twin lockstitch machines

Upholstery, headrests, automotive interiors

LL




- Cuts the leather in the sewing direction at an angle of 45°, slanted to the left
- Very straight seam position
- Thread slightly elevated
- Stitch holes largely filled
- Suitable for short to medium stitches

- Nearly all common types of leather

Shoes, bags, car seats

D




- Wide triple-edge cut in leather
- Straight seam
- Thread slightly elevated
- Stitch holes are wide open
- Suitable for medium to long stitches

- Hard and thick leather
- Also suitable for cardboard

Belts, suitcases, heavy shoes and synthetics

DH




- Medium triple-edge cut in leather
- Straight seam
- Thread slightly elevated
- Stitch holes are relatively wide open
- Suitable for medium to long stitches

- Medium-hard and hard leather

Upholstery, bags, shoes

SD



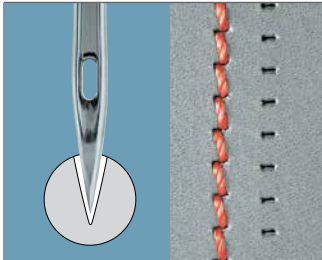
- Round point with polished triple cutting edges at the very end of the point
- Slightly triangular cut in leather
- Straight seam
- Thread slightly elevated
- Suitable for short to medium stitches

- Straight seam position
- Soft leather (clothing leather)
- Multi-directional applications

Shoes, fine leather products, leather embroidery (also for foils and coated materials)



P 



- Cuts the leather perpendicular to the sewing direction at an angle of 90°
- Creates a prominent decorative effect on thick and hard leather due to the slanted thread position
- Thread very deep-set
- Stitch holes largely filled by the thread
- Suitable for very short stitches


#### Application:

- Seams with a prominent decorative effect and stay seams

#### Example:

Shoes, belts, upholstery

PCL 




- Like point P, but with a point groove

- Seams with a prominent decorative effect
- Stay and heel seams

Shoes, upholstery, bags

S 




- Cuts the leather in the sewing direction
- Straight seam
- Tight stitch formation with corresponding leather and stitch size
- Stitch holes are elongated and clearly visible in the seam
- Suitable for medium to large stitches

- Suitable for soft to medium-hard leather

Shoes, leather clothing, bags

SAN™ 12 S 

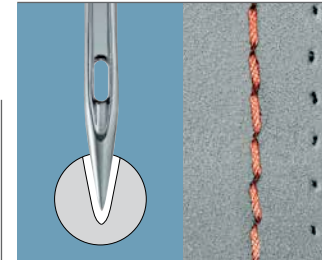


- Special application needle for 2-needle decorative seams
- Exact alignment of the cutting geometry through special flat on the shank – for uniform seams
- Use both on the left and on the right needle
- Point properties: see S point

- Suitable for soft to medium-hard leather

Car seats, upholstery, headrests, automotive interiors

R 



- Standard round point; cloth point with no cutting effect
- Largely straight, slightly irregular seam appearance
- Thread slightly elevated
- Suitable for medium to long stitches

- Soft leather (clothing leather)
- Multi-directional applications

Clothing, car seats (also for foils and coated materials)